


要求: 128g双铜  
尺寸: 50\*70mm 风琴折

刀切线

Pantone 165C

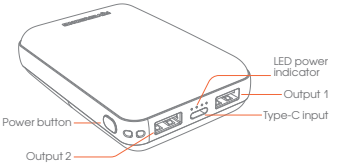
压折线



USER GUIDE  
— POWER BANK

**Nemo 10S (PB67)**  
Before using this product, please read these instructions carefully and keep them.

**PRODUCT OVERVIEW**



**SPECIFICATION**  
Capacity: 10000 mAh  
Rated Energy: 37WH  
Input: 5V  $\Rightarrow$  2A  
Output 1: 5V  $\Rightarrow$  1A  
Output 2: 5V  $\Rightarrow$  2.1A  
Port: Micro USB + Type-C + USB-A\*2  
Material: Plastic, matte finish  
Product dimensions:  $\sim$ 93x63x24.2mm  
Net weight:  $\sim$ 185g

**WHAT'S IN THE BOX**  
Power Bank  
USB Cable  
User Manual  
Warranty Card

**CHARGING & DISCHARGING INSTRUCTIONS**

Discharge Indicators

4 LED Lights ON	76%-100% Power Remaining
3 LED Lights ON	51%-75% Power Remaining
2 LED Lights ON	26%-50% Power Remaining
1 LED Light ON	10%-25% Power Remaining
1 LED Light Blinking	<10% Power Remaining




Charge Indicators

1 LED Light Blinking	1 %-25% Power Remaining
1 LED Light ON and 1 Blinking	26%-50% Power Remaining
2 LED Lights ON and 1 Blinking	51%-75% Power Remaining
3 LED Lights ON and 1 Blinking	76%- 99% Power Remaining
4 LED Lights ON	100% Power Remaining


Power status indications are as follows:

Power Indicator	○○○○	●○○○	●●○○	●●○○	●●●○
Power Left	Low Power	<25%	26-50%	51-75%	76-100%

! You can charge your power bank by the following ways

USB Adaptor    Car Charger    PC



[www.riversongtech.com](http://www.riversongtech.com)





RIVERSONG TECHNOLOGY CO., LTD.  
Address: No. 1108 Tower B, Tian'an High-Tech Plaza Phase 1, Futian District, Shenzhen, Guangdong  
Official website: [www.riversongtech.com](http://www.riversongtech.com)

**HOW TO USE:**

- Press the power button to turn on the power bank. The power indicator light will turn off automatically if the power bank is not in use for 5 to 10 seconds.
- Output and input ports can be found on the top of the power bank. The USB port is compatible for a variety of devices such as smartphones, tablets or other digital devices. When the device is plugged into the power bank, the power bank will immediately begin to charge the device.
- Use the provided USB cable in order to connect the power bank to an adapter.
- The power bank will enter into sleep mode when not in use for about 1 minute.
- Once the device is fully charged, please unplug the charging cable and disconnect the charging device.

**ATTENTION**

- Read the user guide carefully in order to prevent hazards and accidents related to improper use.
- Do not throw, knock or drop the product, it will damage the outer case and inner PCBA.
- Please keep away the product from fire or water and avoid exposing to sunlight or rain for a long time.
- Please do not keep the product in high temperature places or near the flammable liquids, gases or explosives.
- Keeping the product in high temperature for long time, will influence the life of the product.
- When not in use, please keep the power bank in dry place.
- Please do not disassemble the product or use the damaged product.

**RoHS**    

Designed By Riversong in California, Made in China

PB67 说明书 迪拜版  
料号: